



  
DIMENSION ONE SPAS®



# WATER QUALITY

The Dimension One Spas® patented water management systems gives you crystal-clear water you won't find anywhere else. Whether you choose the ozone and UV light UltraPure™ PLUS, advanced ozone UltraPure™ filtration, or industry standard-exceeding ClearZone® PRO, you'll spend less time on water care and chemicals.

## ULTRAPURE™ PLUS (Bay™ Collection)

Utilizing the same technology as the drinking water purification processes in Europe, the UltraPure™ PLUS water management system introduces ultraviolet light in addition to mixing ozone and water three times to create the most effective system available. UV light comes in contact with eight gallons of water per minute, diligently neutralizing any remaining impurities. The dual filtering method also allows for the water management system and fountains to run separately and quietly, cleaning the water while you use your hot tub.



## ULTRAPURE™ (Reflections® Collection)

Improving upon the industry standard, D1® offers the patented UltraPure™ water management system. This hot tub filtration system mixes ozone and water three times to ensure ozone comes in contact with every drop of water to provide the purest water possible, 24 hours a day.



## CLEARZONE® PRO (@Home® Collection)

As the pioneers of the use of ozone in hot tub water care, we know that not all ozone systems are created equal. Through the use of this natural, oxygen-based system, ClearZone® PRO significantly reduces the need for chemicals by fighting and oxidizing impurities 47% more efficiently than standard ozone systems.





# The Science of **HYDRONOMICS™**

Using the Science of Hydronomics™ - the study of hydrotherapy and ergonomics using more than 100 measurements of the body - D1® spas are engineered to be the perfect fit.

## BIOFORM

The difference is clear the second you sink into the warm, revitalizing water. Our state-of-the-art bioform seats precisely fit each body type, from its height and curves to the placement of each patented, easy-to-adjust jet.



## FLEX THERAPY PILLOW™

The Flex Therapy Pillow™ features exclusive, adjustable neck and shoulder jets. These patented jetted pillows are easy to reposition to just the right height whether you are 5'2" or 6'5".



## ULTRALOUNGE™

Utilizing a no-float design, every UltraLounge™ delivers head-to-toe therapy utilizing precision angles to keep your body in the perfect position to reduce buoyancy so you don't float out of your seat.



## PATENTED ADJUSTABLE JETS

Varying the power of your massage is easy with patented jets featuring an adjustable design that makes it easy to grip and turn underwater.



## DYNAMIC MASSAGE SEQUENCER™

The Dynamic Massage Sequencer™ features individual controls and six preprogrammed massage combinations to target different body zones, giving you the option to customize speed as well as pausing the succession.



## TACTILE THERAPY

Various-sized therapeutic "bumps" have been grouped together at key acupressure points for the arms, hands, wrists and feet. These bumps stimulate trigger points in these areas, providing you with an acupressure massage.

## ULTRALIFE® SHELL

Exclusive UltraLife® material is engineered with superior resistance to the effects of sunlight, chemicals, and weathering. Its unique, slip-resistant material is unmatched by any other hot tub material. The timeless beauty of softly textured UltraLife® is easily maintained, doesn't require special cleaning solvents, and blends with any décor or color scheme. UltraLife® material has a lifetime warranty and will look like new years after your purchase.



## TERRACINA™ CABINETRY

The natural wood tones of the durable Terracina™ Collection create a hot tub exterior unmatched in beauty that you will enjoy for years to come.



## LIQUID FX™

Liquid FX™ incorporates lights and water to engage your senses, with models showcasing one-of-a-kind interchangeable fountains and water features. Available in the Bay™ and Reflections® Collections.



## CRYSTAL FX™

A relaxing, colorful experience, brilliant underwater jewels of faceted light captivate the soft, luxurious interior to create the perfect mood. Crystal FX™ utilizes long-life LEDs and features eight colors and two dynamic light shows.



## ECHO SWITCH

An exclusive magnetic switch gives you control of your hot tub's major functions without moving your hands out of the warm, comfortable water.



## SMARTHUB™ CONTROL

The SmartHUB™ glass touch control manages your hot tub's major functions in seconds. A large touch screen uses smart touch technology, making it easy to swipe and use even with wet hands. Also compatible with the optional SmartTub™ app to monitor and control your spa from anywhere.




## STATUS LIGHT

Integrated into the outside of your spa, the LED-lit logo quickly communicates the status of your hot tub, indicating whether your hot tub is ready or needs attention such as routine maintenance.



## SMARTTUB™ SYSTEM

Harnessing the versatility of cellular, the SmartTub™ System makes using and maintaining your D1® spa almost effortless. Compatible with your SmartHUB™ control, your spa pairs with an app on your smart device or smart home system to customize, monitor, and control your spa.

 CUSTOMIZE YOUR SETTINGS

 REMOTE MONITORING

 EASY TO USE



The Bay™ Collection is available in three models ranging in size, from a five-seater to a large spa with eight massage options. From the distinctive curvilinear silhouette to the deep, fully-loaded interior, the Bay™ Collection is more than a sight to behold; it's everything you could ever dream of in a spa.

**CORE FEATURES:**

- Patented Curvilinear Design
- Deepest Soaking Experience
- UltraPure™ PLUS Water Management System
- Bioform Seating
- Flex Therapy Pillow™
- UltraLounge™ Therapy Seat
- Patented Adjustable Stainless Steel Jets
- Dynamic Massage Sequencer™
- Tactile Therapy
- UltraLife® Shell
- Terracina™ Cabinetry
- Liquid FX™
- SmartHUB™ Advanced Control
- Echo™ Underwater Switches
- Status Light
- One-of-a-Kind Fountains and Water Features

**Optional:**

- SmartTub™ System
- Exterior Lighting
- Stereo



Amore Bay® Model with Terracina™ Cabinetry Shown



# SARENA BAY®

The Sarena Bay® is the world's first curvilinear hot tub. Unlike ordinary, square hot tubs, its patented design will add an eye-catching centerpiece to any backyard retreat. It is also the only tub featuring two independent Dynamic Massage Sequencers™.



LENGTH 120" X WIDTH 92" X HEIGHT 40"  
GALLONS 500



OPTIONAL:

-  SMARTTUB™ SYSTEM
-  EXTERIOR LIGHTING
-  STEREO

-  STATUS LIGHT
-  7-8 PERSONS
-  82 JETS
-  5 PUMPS
-  2 FLEX THERAPY PILLOW™
-  SMARTHUB™ CONTROL
-  2 DYNAMIC MASSAGE SEQUENCER™
-  ULTRAPURE™ PLUS
-  LIQUID FX™
-  BUBBLING HEMISPHERE WATER FEATURE
-  ECHO™ JET SWITCH

# AMORE BAY®

The design and creation of the Amore Bay® Spa was inspired by love and the classic heart shape. This spa features seven massage options and also boasts the only model in the Bay® Collection to feature bench seating to make it easy to move around.



LENGTH 108" X WIDTH 92" X HEIGHT 40"  
GALLONS 415



- OPTIONAL:
- SMARTTUB™ SYSTEM
  - EXTERIOR LIGHTING
  - STEREO

- STATUS LIGHT
- 7 PERSONS
- 60 JETS
- 5 PUMPS
- 2 FLEX THERAPY PILLOW™
- SMARTHUB™ CONTROL
- DYNAMIC MASSAGE SEQUENCER™
- ULTRAPURE™ PLUS
- LIQUID FX™
- RAINBOW FOUNTAIN & BABBLING BROOK WATER FEATURE
- ECHO™ JET SWITCH

# LOTUS BAY®

Inspired by the Asian Water Lily, this hot tub cultivates relaxation and tranquility, perfect for reconnecting. The Lotus Bay® is great for those looking for a powerful hydromassage -- and a little privacy.



LENGTH 92" X WIDTH 92" X HEIGHT 40"  
GALLONS 317



OPTIONAL:



SMARTTUB™ SYSTEM



EXTERIOR LIGHTING



STEREO



STATUS LIGHT



5-6 PERSONS



67 JETS



5 PUMPS



FLEX THERAPY PILLOW™



SMARTHUB™ CONTROL



DYNAMIC MASSAGE SEQUENCER™



ULTRAPURE™ PLUS



LIQUID FX™



HEMISPHERE WATER FEATURE



ECHO™ JET SWITCH

# REFLECTIONS® COLLECTION

For the most comprehensive hydrotherapy performance, the Reflections® Collection is designed for you. With seats of varying heights for different body types, powerful, adjustable hydrotherapy jets, and unique features you cannot find anywhere else, these hot tubs deliver a truly rejuvenating experience.

## CORE FEATURES:

- UltraPure™ Water Management System
- Bioform Seating
- Flex Therapy Pillow™
- UltraLounge™ Therapy Seat (Select Models)
- Patented Adjustable Stainless Steel Jets
- Dynamic Massage Sequencer™ (Select Models)
- Tactile Therapy
- UltraLife® Shell
- Terracina™ Cabinetry
- Liquid FX™
- SmartHUB™ Advanced Control
- Echo Switch
- Status Light
- Auxiliary Control Button (Select Models)

## Optional:


- SmartTub™ System
- Exterior Lighting
- Stereo

# REFLECTIONS® COLLECTION

## EXECUTIVE®



SEATS **8-9**  
 JETS **60**  
 LENGTH **92"**  
 WIDTH **110"**  
 HEIGHT **41.5"**  
 GALLONS **592**



## CHAIRMAN™



SEATS **5-6**  
 JETS **48**  
 LENGTH **92"**  
 WIDTH **92"**  
 HEIGHT **36"**  
 GALLONS **400**



## CALIFORNIAN™



SEATS **5-6**  
 JETS **36**  
 LENGTH **92"**  
 WIDTH **92"**  
 HEIGHT **36"**  
 GALLONS **350**



## AURORA™



SEATS **5-6**  
 JETS **33**  
 LENGTH **84"**  
 WIDTH **84"**  
 HEIGHT **36"**  
 GALLONS **290**



## NAUTIQUE™



SEATS **6-7**  
 JETS **41**  
 LENGTH **84"**  
 WIDTH **84"**  
 HEIGHT **36"**  
 GALLONS **325**



## DIPLOMAT™



SEATS **5-6**  
 JETS **45**  
 LENGTH **92"**  
 WIDTH **92"**  
 HEIGHT **36"**  
 GALLONS **330**



## NAUTILUS™



SEATS **6-7**  
 JETS **40**  
 LENGTH **92"**  
 WIDTH **92"**  
 HEIGHT **36"**  
 GALLONS **370**



## TRIAD™ 30"



SEATS **3-4**  
 JETS **32**  
 LENGTH **84"**  
 WIDTH **66"**  
 HEIGHT **30"**  
 GALLONS **245**



## TRIAD™ 36"



SEATS **3-4**  
 JETS **33**  
 LENGTH **84"**  
 WIDTH **66"**  
 HEIGHT **36"**  
 GALLONS **255**



### OPTIONAL:



Designed with the precision and quality for which Dimension One Spas® is known, our classic line offers a refined hydrotherapy experience in a design that complements any outdoor style.

**CORE FEATURES:**

- Bioform Seating
- Adjustable Jets
- Jet Therapy Pillow™
- UltraLounge™ (Select Models)
- Terracina™ Cabinetry
- Intuitive Upper Control

**Optional:**

- ClearZone® PRO Water Management System
- Crystal FX™ Lighting Package
- Stainless Steel Jets



Dream™ Model with Terracina™ Cabinetry Shown

LATITUDE™



SEATS **5-6**  
 JETS **44**  
 LENGTH **92"**  
 WIDTH **92"**  
 HEIGHT **36"**  
 GALLONS **385**



MERIDIAN™



SEATS **6-7**  
 JETS **45**  
 LENGTH **92"**  
 WIDTH **92"**  
 HEIGHT **36"**  
 GALLONS **375**



DREAM™



SEATS **5-6**  
 JETS **34**  
 LENGTH **83"**  
 WIDTH **83"**  
 HEIGHT **36"**  
 GALLONS **300**



BREEZE™



SEATS **6-7**  
 JETS **35**  
 LENGTH **84"**  
 WIDTH **84"**  
 HEIGHT **36"**  
 GALLONS **315**



COVE™



SEATS **5**  
 JETS **22**  
 LENGTH **77"**  
 WIDTH **83"**  
 HEIGHT **30"**  
 GALLONS **260**



WAYFARER™



SEATS **5-6**  
 JETS **42**  
 LENGTH **83"**  
 WIDTH **83"**  
 HEIGHT **36"**  
 GALLONS **275**



SOJOURN™



SEATS **6-7**  
 JETS **42**  
 LENGTH **83"**  
 WIDTH **83"**  
 HEIGHT **36"**  
 GALLONS **345**



JOURNEY™



SEATS **4-5**  
 JETS **20**  
 DIAMETER **78"**  
 HEIGHT **35"**  
 GALLONS **240**



SERENADE™



SEATS **2-3**  
 JETS **18**  
 LENGTH **66"**  
 WIDTH **83"**  
 HEIGHT **30"**  
 GALLONS **190**



OPTIONAL:



CLEARZONE® PRO


CRYSTAL™ FX

STAINLESS STEELJETS

# COLOR OPTIONS



## SHELL COLORS



ULTRALIFE® WHITE



ULTRALIFE® GRAY



MOONSTONE



DESERT STONE®



SMOKED MARBLE®

## CABINETRY COLORS

### TERRACINA™ CABINETRY



DRIFTWOOD GRAY



MIDNIGHT MAPLE



VINTAGE CEDAR

## COVER COLORS


### ULTRALAST™ COVERS



BLACK



DESERT TAUPE



GRAY



MAHOGANY





DIMENSION ONE SPAS®

[www.d1spas.com](http://www.d1spas.com)

1/21

©2021 New Dimension One Spas, Inc. All rights reserved. Dimension One Spas® as well as many product names contained herein are registered trademarks of New Dimension One Spas, Inc., used with permission. Other brands, product names, company names, trade names, trademarks and service marks used are the property of their respective owners. New Dimension One Spas, Inc. reserves the right to make product modifications, enhancements, and change specifications, without notice. International products may be configured differently to meet local electrical requirements. Dimensions are approximate. Products are manufactured under one or more United States patent numbers, and other patents may apply.

13925 City Center Drive, Suite 200, Chino Hills, CA 91709

Serena Bay® Model with Terracina™ Cabinetry Shown